



## **FilmTec™ Hypershell™ Membranes HTRO-8038/48 and HTRO-4040/48 Reverse Osmosis Elements**

### **Description**

The FilmTec™ Hypershell™ Membranes HTRO-8038/48 and HTRO-4040/48 High Temperature Reverse Osmosis Elements offer a distinct combination of features:

- Up to 80°C continuous operating temperature capability due to special element and membrane design
- Robust FilmTec™ SW30 based reverse osmosis (RO) membrane sheet
- FilmTec™ Hypershell™ Reverse Osmosis technology, a machined polypropylene rigid outer shell:
  - Minimized channeling and control of premature element failures throughout product lifetime
  - Improved hydrodynamics of the element compared to mesh wrapped elements, which can result in energy savings and improved processing and Clean In Place (CIP) efficiency.
  - Improved safety and faster loading and unloading of elements from a system due to the rigid FilmTec™ Hypershell™ case, which doesn't expand over time.
  - Easy and permanent identification due to laser etched model names and serial numbers.
- The 48 mil parallel feed spacer lessens the impact of fouling, reduces the pressure drop across the pressure vessel and enhances cleaning effectiveness.
- The FilmTec™ Hypershell™ Membranes HTRO-8038/48 and HTRO-4040/48 elements can reduce the size of cooling and heating systems, thus saving on both OPEX and CAPEX. Typical applications are:
  - Hot evaporator condensate reuse for process and rinsing purposes
  - Concentration of thin juice sugars or components in chemical processing
  - Production of water for the pharmaceutical industry

**Description (Cont.)**

FilmTec™ Hypershell™ elements have less exterior bypassing and require approximately 30% less flow than mesh wrap for an equivalent pressure drop. The graph indicates the flow comparison at 4psi delta P. Energy can be saved by reducing flow.

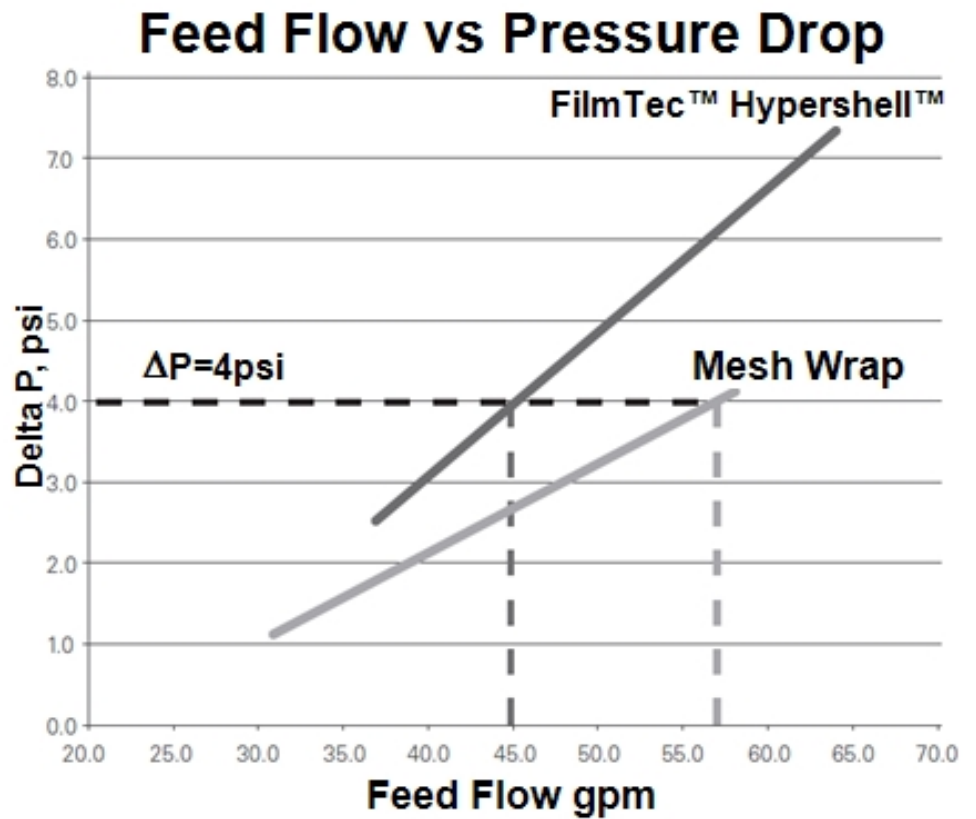


Figure 1: Pressure Drop vs. Feed Flow for Mesh wrap and FilmTec™ Hypershell™ HTRO-8038/48 Elements

**Typical Properties**

| FilmTec™ Specialty Membrane | Active Area        |                   | Feed Spacer Thickness<br>(mil) | Minimum ATD OD<br>(inch) | ATD included |
|-----------------------------|--------------------|-------------------|--------------------------------|--------------------------|--------------|
|                             | (ft <sup>2</sup> ) | (m <sup>2</sup> ) |                                |                          |              |
| HTRO-8038/48                | 260                | 24.2              | 48                             | 7.9                      | No           |
| HTRO-4040/48                | 55                 | 5.1               | 48                             | 3.9                      | Yes          |

## Element Dimensions

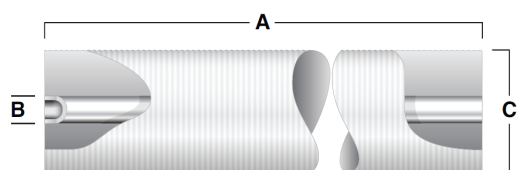


Figure 2: HTRO-8038/48

| FilmTec™ Specialty Membranes | A     |      | B        |       | C     |      |
|------------------------------|-------|------|----------|-------|-------|------|
|                              | (in.) | (mm) | (in.)    | (mm)  | (in.) | (mm) |
| HTRO-8038/48                 | 38    | 965  | 1.125 ID | 29 ID | 7.9   | 201  |

FilmTec™ Hypershell™ 8-inch Elements are designed to fit schedule 40, 8-in. stainless pipe (nominal 7.98 in. ID).

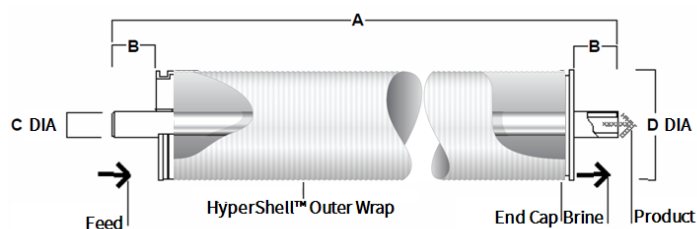
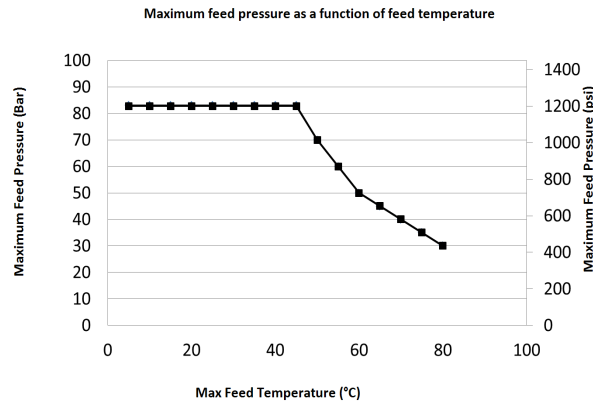


Figure 3: HTRO-4040/48

| FilmTec™ Specialty Membranes | A     |      | B     |      | C       |       | D     |      |
|------------------------------|-------|------|-------|------|---------|-------|-------|------|
|                              | (in.) | (mm) | (in.) | (mm) | (in.)   | (mm)  | (in.) | (mm) |
| HTRO-4040/48                 | 40    | 1016 | 1.03  | 26   | 0.75 OD | 19 OD | 3.9   | 99   |

## Operating and Cleaning Limits

|  |                         |
|--|-------------------------|
| Maximum Operating Temperature                        | 80°C (176°F)            |
| Maximum Operating Pressure at 80°C                   | 30 bar (435 psi)        |
| Maximum Single Element Pressure Drop < 50°C          | 0.9 bar (13.1 psi)      |
| Maximum Single Element Pressure Drop < 80°C          | 0.3 bar (4.4 psi)       |
| Maximum Vessel Pressure Drop < 50°C                  | 4.1 bar (60 psi)        |
| Maximum Vessel Pressure Drop < 80°C                  | 1.2 bar (17 psi)        |
| pH Range   |                         |
| Continuous Operation (<45°C)                         | pH2 – pH11              |
| Continuous Operation (< 80°C)                        | pH3 – pH8               |
| Hydrogen Peroxide Limit                              | 20 ppm                  |
| Free Chlorine Tolerance                              | Below Detectable Limits |
| Maximum Feed Silt Density Index (SDI <sub>15</sub> ) | SDI 5                   |



| Temperature (°C) | Pressure |      |
|------------------|----------|------|
|                  | bar      | psi  |
| 5                | 83       | 1200 |
| 10               | 83       | 1200 |
| 15               | 83       | 1200 |
| 20               | 83       | 1200 |
| 25               | 83       | 1200 |
| 30               | 83       | 1200 |
| 35               | 83       | 1200 |
| 40               | 83       | 1200 |
| 45               | 83       | 1200 |
| 50               | 70       | 1015 |
| 55               | 60       | 870  |
| 60               | 50       | 725  |
| 65               | 45       | 653  |
| 70               | 40       | 580  |
| 75               | 35       | 508  |
| 80               | 30       | 435  |

## Clean in Place (CIP) Parameters

|  |                           |
|--|---------------------------|
| Maximum CIP Pressure                         | 15 to 75 psi (1 to 5 bar) |
| pH Range                                     |                           |
| Cleaning (45°C to 50°C)                      | pH1.8 – pH11.0            |
| Cleaning (< 45°C)                            | pH1 – pH13                |
| Hydrogen Peroxide Limit, Short-Term Cleaning | 1,000 ppm                 |

- Please refer to [DuPont Food Processing and Sanitary Element Cleaning Guide](#) (Form No. 45-D01865-en) for more information.
- Under certain conditions, the presence of free chlorine and other oxidizing agents will cause premature membrane failure. DuPont Water Solutions recommends removing residual free chlorine using pretreatment, prior to membrane exposure. Please refer to [Dechlorinating Feedwater](#) (Form No. 45-D01569-en) for more information.

## **Important Start-Up Information**

Normally, new elements are cleaned prior to initial use. The cleaning procedure should be based on the application for which the elements are to be used. If cleaning with formulated agents is not available, an alkaline wash with a wetting agent is recommended prior to initial use. Please refer to the [DuPont Food Processing and Sanitary Element Cleaning Guide](#) (Form No. 45-D01865-en) for more information.

Avoid any abrupt pressure or cross flow variations on the spiral elements during start-up, shutdown, cleaning or other sequences to prevent possible membrane damage. During startup, a gradual change from a standstill to operating state is recommended as follows:

- Feed pressure should be increased gradually over a 30-60 second time frame.
- Before initiating cross-flow at high permeate flux conditions (e.g., start-up with high temperature water), the set operating pressure should be maintained for 5-10 minutes.
- Cross-flow velocity at set operating point should be achieved gradually over 15-20 seconds.
- Avoid permeate-side backpressure at all times.

## **General Information**

- Keep elements moist at all times after initial wetting.
- To control the spread of biological growth during system shutdowns, it is recommended that elements be immersed in a preservative solution.

## **Warranty Information**

Reference warranty document: DuPont Specialty Membrane Prorated Element Warranty.

Before use or storage, review these additional resources for important information:

## **Product Stewardship**

DuPont has a fundamental concern for all who make, distribute, and use its products, and for the environment in which we live. This concern is the basis for our product stewardship philosophy by which we assess the safety, health, and environmental information on our products and then take appropriate steps to protect employee and public health and our environment. The success of our product stewardship program rests with each and every individual involved with DuPont products—from the initial concept and research, to manufacture, use, sale, disposal, and recycle of each product.

## **Customer Notice**

DuPont strongly encourages its customers to review both their manufacturing processes and their applications of DuPont products from the standpoint of human health and environmental quality to ensure that DuPont products are not used in ways for which they are not intended or tested. DuPont personnel are available to answer your questions and to provide reasonable technical support. DuPont product literature, including safety data sheets, should be consulted prior to use of DuPont products. Current safety data sheets are available from DuPont.

Please be aware of the following:

- The use of this product in and of itself does not necessarily guarantee the removal of cysts and pathogens from water. Effective cyst and pathogen reduction is dependent on the complete system design and on the operation and maintenance of the system.
- Any concentrate or permeate obtained from the first hour of operation should be discarded.

## Regulatory Note

This product may be subject to drinking water application restrictions in some countries; please check the application status before use and sale.

Have a question? Contact us at:

[www.dupont.com/water/contact-us](http://www.dupont.com/water/contact-us)

All information set forth herein is for informational purposes only. This information is general information and may differ from that based on actual conditions. Customer is responsible for determining whether products and the information in this document are appropriate for Customer's use and for ensuring that Customer's workplace and disposal practices are in compliance with applicable laws and other government enactments. The product shown in this literature may not be available for sale and/or available in all geographies where DuPont is represented. The claims made may not have been approved for use in all countries. Please note that physical properties may vary depending on certain conditions and while operating conditions stated in this document are intended to lengthen product lifespan and/or improve product performance, it will ultimately depend on actual circumstances and is in no event a guarantee of achieving any specific results. DuPont assumes no obligation or liability for the information in this document. References to "DuPont" or the "Company" mean the DuPont legal entity selling the products to Customer unless otherwise expressly noted. NO WARRANTIES ARE GIVEN; ALL IMPLIED WARRANTIES OF MERCHANTABILITY OR FITNESS FOR A PARTICULAR PURPOSE ARE EXPRESSLY EXCLUDED. No freedom from infringement of any patent or trademark owned by DuPont or others is to be inferred.

© 2023 DuPont. DuPont™, the DuPont Oval Logo, and all trademarks and service marks denoted with ™, SM or ® are owned by affiliates of DuPont de Nemours Inc., unless otherwise noted.

